



CANDLE FILTER

■ Applicable scope:

1. Tungsten carbide tool grinder
2. Electrical discharge machine
3. Honing machine
4. Steel ball grinder

■ Max. permissible oil viscosity:

(Please use the recommended one)

1. Grinder - under 45 SUS
(100°F, 37.8°C)
2. EDM - under 37 SUS
(73°F, 22.8°C)

■ Filter precision : 1~3 μ



CFT-2

Utility Model Patent No. M381446

Color: Upper RAL 9003 Signal White
Lower RAL 7011 Iron Grey




Before



After



Candle



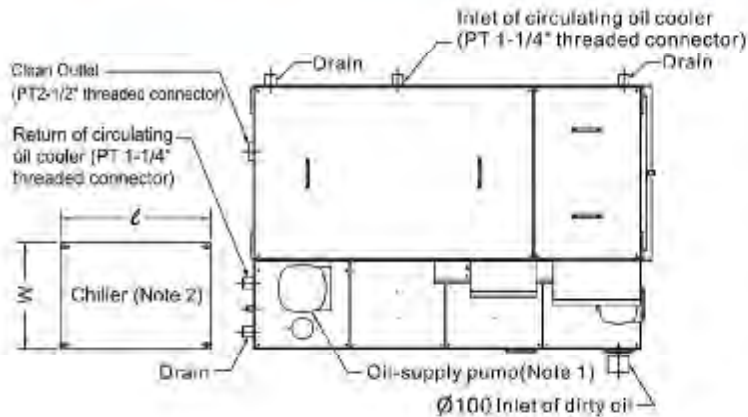
Wafer

FEATURES:

1. Each candle-like filter element is composed of thousands of thin wafers and compressed tightly by springs. When dirty fluid passes through tiny gaps between wafers, all particles over one micron are trapped on the outside edge of filter elements. Filter efficiency reaches 1-3 micron.
2. Automatically cleaned by a rapid backwash cycle. Use air to blow out particles trapped on elements and then deposit them into a sludge collecting basket.
3. Equipped with oil suction and filtration device in the sludge basket. Therefore, dry sludge is easy to be collected and sold.
4. The replaceable filter elements' life lasts several years.
(Please use recommended circulation oil.)

RECOMMENDED CIRCULATION OIL

(No water mixed, which will deteriorate the oil quality and reduce flow rate.)

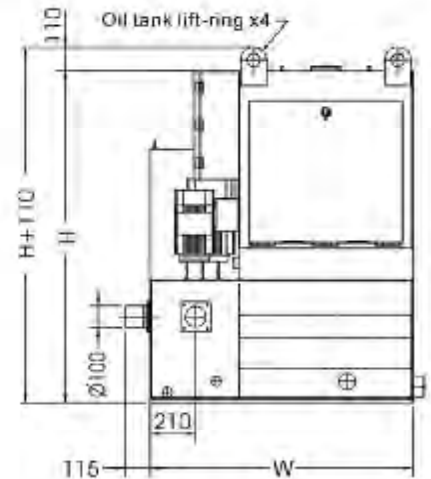
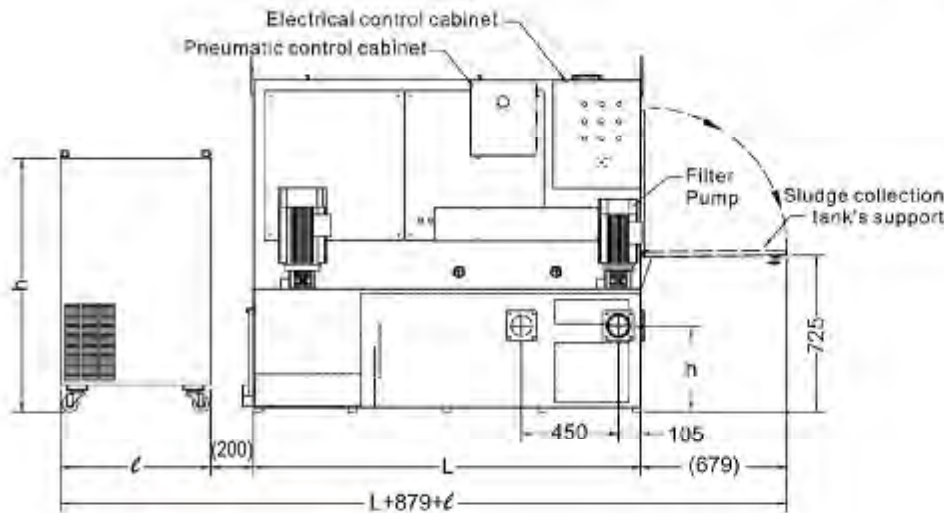


GRINDING OIL

MODEL	VISCOSITY	FLASH T.
CROWN CUT 850	43 SUS@ 100°F	266° F
Sintogrid TT	45 SUS@ 100°F	320° F
Castrol 488 CF	45 SUS@ 100°F	230° F
Castrol Honilo 980	43 SUS@ 100°F	250° F
OMNI-Grind V	37 SUS@ 100°F	239° F
Norpar 15	33 SUS@ 100°F	240° F
Emol-O-Grind 168/3	45 SUS@ 100°F	266° F

EDM OIL

MODEL	VISCOSITY	FLASH T.
Castrol SE 180	37 SUS@ 100°F	212° F
US-1	36 SUS@ 70°F	240° F
US-2	32 SUS@ 77°F	165° F
US-3	34 SUS@ 77°F	210° F
Interlyte	37 SUS@ 72°F	220° F
Iono Plus	37 SUS@ 77°F	225° F
Commonwealth 259T	37 SUS@ 72°F	259° F
Commonwealth 244	37 SUS@ 72°F	244° F



SPECIFICATIONS

MODEL	VESSEL NO.	FLOW RATE L/min	L	W	H	DIRTY INLET (h)	TANK Vol. (L)	FLOW RATE CLEAN OIL L/min	CLEAN OIL PRESSURE Kg/cm ²	CHILLER (TON)	CHILLER DIMENSION $l \times w \times h$
CF4T-1R	1	56	1340	1060	1545	300	640	50	6	1	550x480x1040
CF4T-1	1	81	1340	1060	1545	300	640	60	6	2	696x494x1175
CFT-1	1	91	1340	1220	1545	400	800	60	6	2	696x494x1175
CFT-1S	1	135	1800	1220	1545	400	1080	90	6	3	600x920x1245
CF7T-1	1	190	1525	1525	1545	400	1080	120	6	3	600x920x1245
CF7T-1S	1	250	1525	1525	1545	400	1080	180	6	4	1105x705x1399
CFT-2	2	190	1800	1220	1545	400	1080	120	6	3	600x920x1245
CFT-3	3	270	2440	1220	1545	400	1450	180	6	4	1105x705x1399
CFT-4	4	360	3050	1220	1545	400	1850	240	6	5	1105x705x1399

- Note : 1. Customer-defined oil supply pump, pressure changes with viscosity.
 2. Oil cooler is an optional attachment, 1T= 3000kcal/H(60HZ). 2500Kcal/H (50HZ).
 3. Dirty oil extraction device is optional.

OILSERVE

บริษัท ออยเซอร์ฟ จำกัด
OILSERVE CO., LTD.

9 ซอยทวีวัฒนา 25 แยก 7 แขวงทวีวัฒนา เขตทวีวัฒนา กรุงเทพฯ 10170
 9 Soi Thawi Watthana 25 Yeak 7, Thawi Watthana, Thawi Watthana, Bangkok 10170
 Tel: (+662) 441 9247 Fax : (+662) 441 9248 TAX ID : 0105553015358
 E-mail : sales@oilserve-thai.com, oilserveco@gmail.com, www.oilserve-thai.com

120120-1000



ISO 9001
 FM 518819